

Your Handmade Wedding: 16 Craft Projects to Personalize Your Special Day

Your wedding day is one of the most important days of your life, and it should be everything you've ever dreamed of. If you're looking for ways to make your wedding more personal and unique, consider incorporating some handmade elements. DIY projects are a great way to add your own touch to your wedding day, and they can also save you money.

Here are 16 handmade craft projects that will add a touch of magic to your wedding day:



Your Handmade Wedding: 16 Craft Projects by Karen Snyder


★★★★☆ 4.2 out of 5

Language : English
File size : 29718 KB
Text-to-Speech : Enabled
Screen Reader : Supported
Enhanced typesetting : Enabled
Print length : 360 pages
Lending : Enabled




1. Wedding Invitations

Your wedding invitations are the first glimpse your guests will have of your wedding day, so make sure they're something special. You can create your own invitations using a variety of materials, such as paper, cardstock, fabric, or even wood. Add your own personal touches, such as photos, drawings, or handwritten messages.



2. Wedding Programs

Wedding programs are a great way to keep your guests informed about the day's events. You can create your own programs using a variety of materials, such as paper, cardstock, fabric, or even wood. Add your own personal touches, such as photos, drawings, or handwritten messages.



3. Wedding Centerpieces

Wedding centerpieces are a great way to add a touch of elegance to your wedding reception. You can create your own centerpieces using a variety of materials, such as flowers, candles, fruit, or even greenery. Add your own personal touches, such as photos, drawings, or handwritten messages.



4. Wedding Cake Topper

Your wedding cake topper is the finishing touch on your wedding cake. You can create your own cake topper using a variety of materials, such as clay, fabric, or even wood. Add your own personal touches, such as photos, drawings, or handwritten messages.



5. Wedding Favors

Wedding favors are a great way to show your guests how much you appreciate them. You can create your own favors using a variety of materials, such as food, drinks, or even crafts. Add your own personal touches, such as photos, drawings, or handwritten messages.



6. Wedding Decorations

Wedding decorations are a great way to create the perfect ambiance for your wedding day. You can create your own decorations using a variety of materials, such as paper, fabric, or even wood. Add your own personal touches, such as photos, drawings, or handwritten messages.



7. Bridal Veil

A bridal veil is a beautiful and ethereal accessory that can add the finishing touch to your wedding day look. You can create your own veil using a variety of materials, such as tulle, lace, or even silk. Add your own personal touches, such as embroidery, beading, or even a lace trim.



8. Bridal Bouquet

Your bridal bouquet is one of the most important accessories you'll carry on your wedding day. You can create your own bouquet using a variety of flowers, such as roses, lilies, or daisies. Add your own personal touches, such as greenery, ribbons, or even beads.



9. Wedding Garter

A wedding garter is a fun and flirty accessory that can add a touch of playfulness to your wedding day. You can create your own garter using a variety of materials, such as lace, satin, or even ribbon. Add your own personal touches, such as embroidery, beading, or even a charm.



10. Ring Bearer Pillow

The ring bearer pillow is a special place to keep your wedding rings until the moment you exchange vows. You can create your own pillow using a variety of materials, such as fabric, lace, or even velvet. Add your own personal touches, such as embroidery, beading, or even a monogram.



11. Flower Girl Basket

The flower girl basket is a cute and charming accessory that your flower girl will love to carry down the aisle. You can create your own basket using a variety of materials, such as wicker, fabric, or even wood. Add your own personal touches, such as flowers, ribbons, or even a lace trim.



12. Wedding Welcome Sign

A wedding welcome sign is a great way to greet your guests and give them a glimpse of your wedding theme. You can create your own sign using a variety of materials, such as wood, chalkboard, or even canvas. Add your own personal touches, such as your names, wedding date, or even a special message.



13. Wedding Guest Book

A wedding guest book is a great way to collect the signatures and well wishes of your guests. You can create your own guest book using a variety of materials, such as paper, fabric, or even wood. Add your own personal touches, such as photos, drawings, or even a special message.



14. Wedding Photo Booth Props


Wedding photo booth props are a fun and festive way to add some personality to your wedding photos. You can create your own props using a variety of materials, such as cardboard, fabric, or even wood. Add your own personal touches, such as photos, drawings, or even a



Your Handmade Wedding: 16 Craft Projects by Karen Snyder


★★★★☆ 4.2 out of 5

Language : English
File size : 29718 KB
Text-to-Speech : Enabled
Screen Reader : Supported
Enhanced typesetting : Enabled
Print length : 360 pages
Lending : Enabled



Fiddle Primer for Beginners Deluxe Edition: Your Comprehensive Guide to Fiddle Playing

Embark on an extraordinary musical journey with 'Fiddle Primer for Beginners Deluxe Edition,' the ultimate guide to mastering the fiddle. This...



An Enchanting Journey into the Alluring World of Danielle Steel's Country Novels

Danielle Steel is an American novelist best known for her compelling and heartwarming romance novels. With over 170 books to her name, she is one of the world's most...