

# Unlock the Enchanting World of Howling Wolf Cross Stitch Patterns



## Howling Wolf 2 Cross Stitch Pattern by Corey Yoder

★★★★★ 5 out of 5

Language : English  
File size : 2585 KB  
Text-to-Speech : Enabled  
Enhanced typesetting : Enabled  
Print length : 530 pages  
Lending : Enabled  
Screen Reader : Supported




## The Allure of the Howling Wolf

The howling wolf has captivated the human imagination for centuries, symbolizing strength, loyalty, and freedom. Today, this majestic creature continues to inspire countless works of art, including intricate cross stitch patterns.

Cross stitching, an ancient craft with a rich history, provides the perfect medium to capture the essence of the howling wolf. With each tiny stitch, you can bring to life the animal's piercing gaze, flowing fur, and haunting cry.

## A Gallery of Howling Wolf Cross Stitch Patterns



## Black and White Howling Wolf

Capture the bold elegance of a lone wolf in black and white with this striking cross stitch pattern. The detailed shading creates a stunning contrast that brings the wolf's form to life.



## Forest Howling Wolf

Immerse yourself in the depths of a verdant forest with this evocative pattern. The wolf's piercing eyes peer through the undergrowth, surrounded by the intricate details of nature.



## Pack Howling Wolf

Witness the camaraderie of a wolf pack as they raise their voices to the moon. This intricate pattern captures the dynamics of the pack, showcasing their unity and unwavering bonds.

### **Step-by-Step Guide to Stitching Your Own Howling Wolf**

Embarking on your howling wolf cross stitch journey is an exhilarating experience. Here's a step-by-step guide to help you create your own masterpiece:

1. **Gather your materials:** Aida cloth, embroidery floss, needle, scissors, and a pattern.
2. **Prepare your fabric:** Hoop the Aida cloth to keep it taut while stitching.
3. **Start stitching:** Begin at the center of the pattern and work your way outwards, following the symbols on the chart.
4. **Change colors:** As you move through the pattern, change colors as indicated on the chart.
5. **Secure your stitches:** After completing each cross stitch, bring the needle to the back of the fabric and secure it with a knot.
6. **Fill in the details:** Use backstitching or other embroidery techniques to add details and depth to your wolf.
7. **Finish your piece:** Once the wolf is complete, remove it from the hoop and wash it gently in cold water.

### **Where to Find Howling Wolf Cross Stitch Patterns**

There are numerous resources available for you to find howling wolf cross stitch patterns:

- **Cross stitch magazines:** Many magazines dedicate issues or sections to wolf cross stitch patterns.
- **Online marketplaces:** Websites like Etsy and Amazon offer a wide selection of downloadable patterns.

- **Cross stitch designers:** Some designers specialize in creating wolf cross stitch patterns. Search online or attend cross stitch shows to discover their work.

Remember to read the pattern description carefully before purchasing to ensure it matches your skill level and desired size.

### **Embracing the Howling Wolf Spirit**

As you stitch your howling wolf cross stitch pattern, take time to reflect on the symbolism behind this enigmatic creature. The wolf represents:

- Strength and resilience
- Loyalty and devotion
- Freedom and independence
- Connection to nature
- Spirituality and guidance

By bringing a howling wolf into your home through cross stitch, you not only create a beautiful piece of art but also embrace the powerful spirit of this majestic animal.

The howling wolf cross stitch pattern is a captivating way to express your creativity, connect with nature, and embrace the spirit of this iconic animal. Whether you are a seasoned stitcher or a novice, there is a howling wolf pattern waiting to capture your imagination and fill your home with enchantment.

So, gather your floss and needle, and embark on a journey into the world of howling wolf cross stitch. Each stitch will bring you closer to unleashing the

beauty and power of this magnificent creature.


## Start Stitching Your Howling Wolf



### Howling Wolf 2 Cross Stitch Pattern by Corey Yoder


★★★★★ 5 out of 5

Language : English  
File size : 2585 KB  
Text-to-Speech : Enabled  
Enhanced typesetting : Enabled  
Print length : 530 pages  
Lending : Enabled  
Screen Reader : Supported



### Fiddle Primer for Beginners Deluxe Edition: Your Comprehensive Guide to Fiddle Playing

Embark on an extraordinary musical journey with 'Fiddle Primer for Beginners Deluxe Edition,' the ultimate guide to mastering the fiddle. This...



### An Enchanting Journey into the Alluring World of Danielle Steel's Country Novels

Danielle Steel is an American novelist best known for her compelling and heartwarming romance novels. With over 170 books to her name, she is one of the world's most...

