


The Essential Guide to Selecting, Interpreting, Producing, and Directing Shakespeare

William Shakespeare's plays are among the most enduring and celebrated works of literature in the world. They continue to be performed, studied, and enjoyed by audiences of all ages. If you're interested in bringing Shakespeare's plays to life on stage, this guide will provide you with the essential knowledge and skills you need.

Selecting a Play

The first step in producing a Shakespearean play is to select the play itself. There are a number of factors to consider when making this decision, including:



Staging Shakespearean Theatre: The Essential Guide to Selecting, Interpreting, Producing and Directing Shakespeare by David Hemmings

★★★★★ 5 out of 5

Language : English
File size : 6189 KB
Text-to-Speech : Enabled
Screen Reader : Supported
Enhanced typesetting : Enabled
Word Wise : Enabled
Print length : 184 pages



- **The size and experience of your cast and crew.** Some plays, such as *Hamlet* or *King Lear*, require a large cast and complex staging.

Others, such as *The Tempest* or *A Midsummer Night's Dream*, can be staged with a smaller cast and simpler sets.

- **The interests and abilities of your audience.** If you're producing a play for a young audience, you'll want to choose a play that is accessible and engaging. If you're producing a play for a more sophisticated audience, you may want to choose a play that is more challenging and thought-provoking.
- **The resources available to you.** Some plays, such as *Macbeth* or *Romeo and Juliet*, require elaborate costumes and sets. Others, such as *The Merchant of Venice* or *Twelfth Night*, can be staged with minimal resources.

Interpreting the Play

Once you've selected a play, the next step is to interpret it. This involves understanding the play's characters, plot, themes, and language. There are a number of different approaches to interpreting Shakespeare's plays, and the best approach for you will depend on your own unique perspective and the specific play you're working on.

Some of the most common interpretative approaches include:

- **Traditionalism:** This approach seeks to recreate the play as it was originally performed in Shakespeare's time.
- **Modernism:** This approach updates the play's setting and language to make it more relevant to contemporary audiences.
- **Feminism:** This approach focuses on the play's female characters and their experiences.

- **Queer theory:** This approach explores the play's themes of gender and sexuality.

Producing the Play

Once you've interpreted the play, the next step is to produce it. This involves a number of practical considerations, such as:

- **Budgeting:** You'll need to determine how much money you have available to produce the play and then allocate it accordingly.
- **Casting:** You'll need to audition actors and select the best performers for each role.
- **Rehearsing:** You'll need to rehearse the play with your cast until they are comfortable with their roles and the stage directions.
- **Outfitting:** You'll need to design and create costumes, sets, and props for the play.
- **Marketing:** You'll need to market the play to potential audiences.

Directing the Play

The director is responsible for overseeing all aspects of the production, from the interpretation of the play to the final performance. The director's job is to bring the play to life and to create a memorable experience for the audience.

Some of the key responsibilities of the director include:

- **Interpreting the play:** The director must have a clear understanding of the play's characters, plot, themes, and language.

- **Blocking the play:** The director must determine where the actors will stand and move on stage.
- **Rehearsing the play:** The director must rehearse the play with the cast until they are comfortable with their roles and the stage directions.
- **Working with the designers:** The director must collaborate with the costume designer, set designer, and lighting designer to create a cohesive visual experience.
- **Leading the production team:** The director must lead the production team and ensure that everyone is working together to achieve the common goal of a successful performance.

Producing a Shakespearean play is a complex and challenging undertaking, but it can also be a very rewarding experience. By following the steps outlined in this guide, you can increase your chances of producing a successful and memorable performance.

Additional Resources

- Folger Shakespeare Library
- Royal Shakespeare Company
- American Shakespeare Center



Staging Shakespearean Theatre: The Essential Guide to Selecting, Interpreting, Producing and Directing Shakespeare by David Hemmings


★★★★★ 5 out of 5

Language : English

File size : 6189 KB


Text-to-Speech : Enabled

Screen Reader : Supported
Enhanced typesetting: Enabled
Word Wise : Enabled
Print length : 184 pages



Fiddle Primer for Beginners Deluxe Edition: Your Comprehensive Guide to Fiddle Playing

Embark on an extraordinary musical journey with 'Fiddle Primer for Beginners Deluxe Edition,' the ultimate guide to mastering the fiddle. This...



An Enchanting Journey into the Alluring World of Danielle Steel's Country Novels

Danielle Steel is an American novelist best known for her compelling and heartwarming romance novels. With over 170 books to her name, she is one of the world's most...