


The Beginner's Guide to Learning the Goni

The goni, also known as the Albanian lute, is a traditional string instrument that has been played in the Balkans for centuries. It is a plucked string instrument with a long neck and a pear-shaped body. The goni is typically played with a plectrum, and its sound is characterized by its rich, resonant tone.

If you're interested in learning to play the goni, there are a few things you'll need to do to get started. First, you'll need to find a good teacher who can show you the basics of the instrument. Once you've found a teacher, you'll need to purchase a goni and some basic supplies. Finally, you'll need to practice regularly to develop your skills.



How To Play Ngoni: A Beginniners Guide to Learning the N'goni by James Marshall

★★★★★ 5 out of 5

Language : English
File size : 1615 KB
Text-to-Speech : Enabled
Screen Reader : Supported
Enhanced typesetting : Enabled
Print length : 40 pages
Lending : Enabled



Finding a Teacher

The best way to learn to play the goni is to find a good teacher who can show you the basics of the instrument. A good teacher will be able to help

you develop good technique and will be able to provide you with feedback on your playing.

There are a few different ways to find a goni teacher. You can ask around at local music stores, or you can search online for goni teachers in your area. Once you've found a few potential teachers, you should interview them to see which one is the best fit for you.

When interviewing a potential goni teacher, you should ask them about their experience playing the goni. You should also ask them about their teaching style. It's important to find a teacher who has a teaching style that you feel comfortable with.

Purchasing a Goni and Supplies

Once you've found a teacher, you'll need to purchase a goni and some basic supplies. Gonis can be purchased online or at music stores. When purchasing a goni, it's important to choose one that is well-made and that has a good sound.


In addition to a goni, you'll also need to purchase some basic supplies, such as a plectrum and a tuning fork. A plectrum is a small, flat pick that is used to pluck the strings of the goni. A tuning fork is a small, metal fork that is used to tune the strings of the goni.

Practicing Regularly

The best way to learn to play the goni is to practice regularly. Practicing will help you develop good technique and will help you learn the different songs and techniques that are used to play the goni.

When practicing, it's important to focus on developing good technique. This means holding the goni correctly, using the correct fingering, and plucking the strings with the correct motion. It's also important to practice regularly to develop your ear and to learn the different songs and techniques that are used to play the goni.

Learning to play the goni can be a rewarding experience. If you're interested in learning to play this traditional instrument, there are a few things you'll need to do to get started. First, you'll need to find a good teacher who can show you the basics of the instrument. Once you've found a teacher, you'll need to purchase a goni and some basic supplies. Finally, you'll need to practice regularly to develop your skills.




How To Play Ngoni: A Beginners Guide to Learning the N'goni by James Marshall

★★★★★ 5 out of 5


Language : English
File size : 1615 KB
Text-to-Speech : Enabled
Screen Reader : Supported
Enhanced typesetting : Enabled
Print length : 40 pages
Lending : Enabled





Fiddle Primer for Beginners Deluxe Edition: Your Comprehensive Guide to Fiddle Playing

Embark on an extraordinary musical journey with 'Fiddle Primer for Beginners Deluxe Edition,' the ultimate guide to mastering the fiddle. This...



An Enchanting Journey into the Alluring World of Danielle Steel's Country Novels

Danielle Steel is an American novelist best known for her compelling and heartwarming romance novels. With over 170 books to her name, she is one of the world's most...