

# The Allure of Beautiful Flowers: A Guide to Coffee Table Floral Arrangements

Flowers are nature's gift, a symphony of colors, textures, and fragrances. They have the power to transform any space, bringing beauty, elegance, and freshness. When arranged with care and creativity, flowers can become the centerpiece of a room, particularly when displayed on a coffee table.

A coffee table floral arrangement is an art form that allows you to express your personal style and add a touch of nature to your home. Whether you prefer classic elegance, modern simplicity, or bohemian flair, there is a flower arrangement that will complement your decor and bring joy to your everyday life.



## Beautiful Flowers: Coffee Table Book by R.S. Rodella

★★★★★ 5 out of 5

Language : English

File size : 79906 KB

Text-to-Speech : Enabled

Screen Reader : Supported

Enhanced typesetting : Enabled

Print length : 89 pages

FREE

DOWNLOAD E-BOOK



## Choosing the Right Flowers

The first step in creating a beautiful coffee table floral arrangement is choosing the right flowers. Consider the size of your coffee table, the style

of your decor, and the occasion for which the arrangement is intended.

## **Size**

The size of the flowers you choose should be proportionate to the size of your coffee table. Small flowers, such as daisies, violets, and pansies, are perfect for smaller tables, while larger flowers, such as roses, hydrangeas, and sunflowers, can make a bold statement on a larger table.

## **Style**

The style of your flowers should complement the style of your home decor. For example, classic flowers such as roses, lilies, and tulips are a good choice for traditional interiors, while tropical flowers such as orchids, anthuriums, and birds of paradise are better suited for modern or contemporary spaces.

## **Occasion**

The occasion for which the floral arrangement is intended will also influence your choice of flowers. For a special event such as a wedding or anniversary, you may want to choose elegant flowers such as roses, lilies, or orchids. For a more casual occasion, such as a birthday or dinner party, you can choose wildflowers, daisies, or sunflowers.

## **Arranging the Flowers**

Once you have chosen your flowers, it is time to arrange them. There are many different ways to arrange flowers, but the following are some basic tips:

### **Start with a Focal Point**

Every good flower arrangement has a focal point, which is the main flower or group of flowers that draws the eye. This can be a single, large flower or a cluster of small flowers. The focal point should be placed in the center of the arrangement or slightly off-center.

### **Balance the Arrangement**

The arrangement should be balanced, both visually and physically. This means that the flowers should be evenly distributed around the focal point and that the arrangement should not be too heavy on one side.

### **Use Variety**

Don't be afraid to use a variety of flowers in your arrangement. This will add interest and texture to the arrangement. You can use different colors, shapes, and sizes of flowers to create a truly unique look.

### **Experiment**

The best way to learn how to arrange flowers is to experiment. Don't be afraid to try different arrangements until you find one that you like. There is no right or wrong way to arrange flowers, so just have fun with it.

### **Tips for Keeping Your Flowers Fresh**

Once you have created your beautiful flower arrangement, you want to keep it looking fresh for as long as possible. Here are a few tips:

#### **Use a Clean Vase**

Always use a clean vase to prevent bacteria from growing and damaging your flowers.

## Cut the Stems

Before you put your flowers in the vase, cut the stems at a 45-degree angle. This will help them absorb water more easily.

## Add Flower Food

Most flower shops sell flower food, which is a preservative that can help your flowers last longer.


## Change the Water

Change the water in the vase every 2-3 days to keep it fresh and free of bacteria.

## Keep Flowers Away from Heat and Direct Sunlight

Keep your flowers away from heat and direct sunlight, which can cause them to wilt and fade.

With a little care and creativity, you can create beautiful coffee table floral arrangements that will add beauty and elegance to your home. Whether you prefer classic elegance, modern simplicity, or bohemian flair, there is a flower arrangement that will complement your decor and bring joy to your everyday life.



### **Beautiful Flowers: Coffee Table Book** by R.S. Rodella

★★★★★ 5 out of 5

Language : English

File size : 79906 KB

Text-to-Speech : Enabled


Screen Reader : Supported

Enhanced typesetting : Enabled

Print length : 89 pages


FREE

DOWNLOAD E-BOOK



## Fiddle Primer for Beginners Deluxe Edition: Your Comprehensive Guide to Fiddle Playing

Embark on an extraordinary musical journey with 'Fiddle Primer for Beginners Deluxe Edition,' the ultimate guide to mastering the fiddle. This...



## An Enchanting Journey into the Alluring World of Danielle Steel's Country Novels

Danielle Steel is an American novelist best known for her compelling and heartwarming romance novels. With over 170 books to her name, she is one of the world's most...