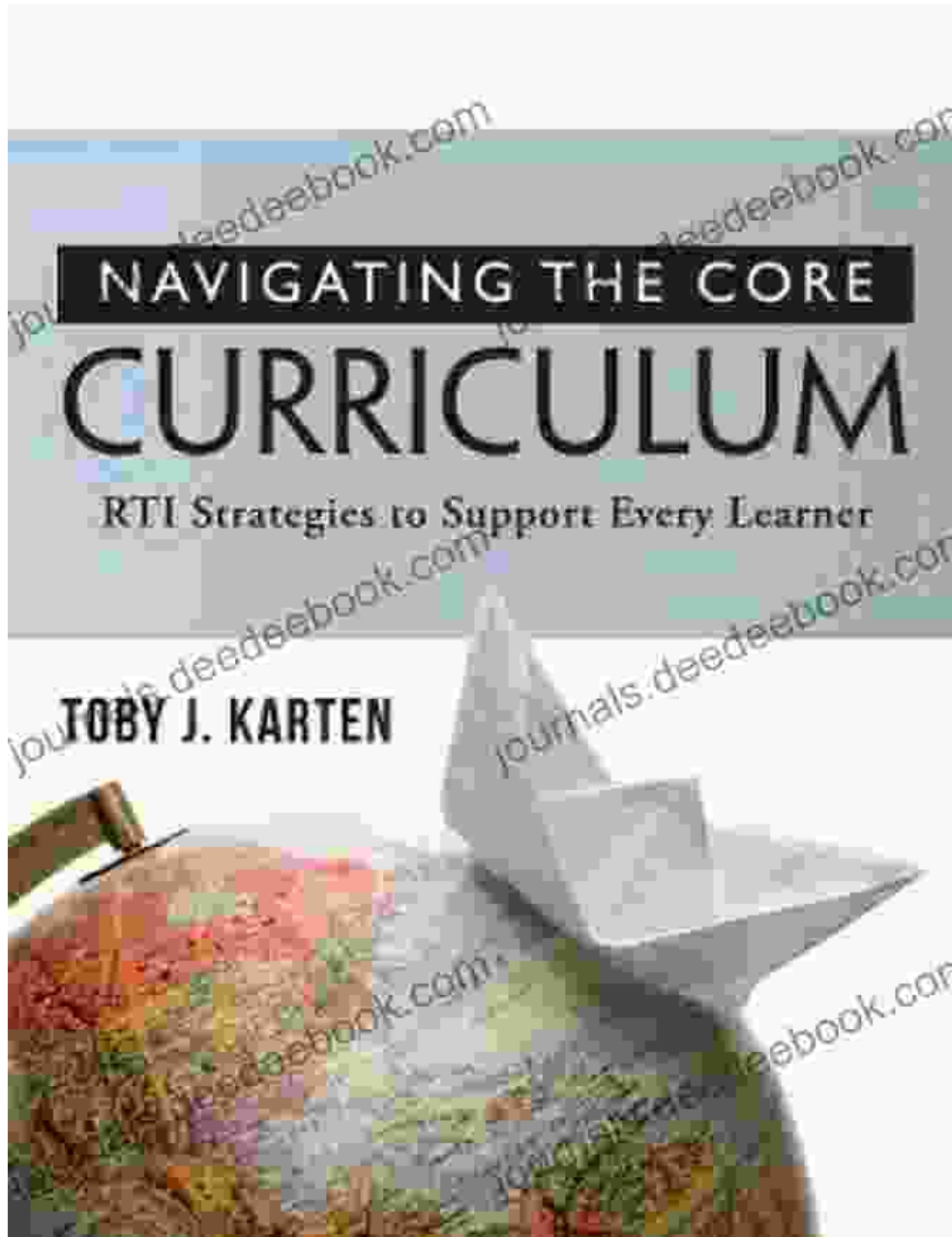



RTI Strategies to Support Every Learner: A Comprehensive Guide for Educators



Response to Intervention (RTI) is a multi-tiered system of supports designed to ensure that all students receive the academic and behavioral support they need to succeed. RTI is a collaborative process that involves

educators, parents, and students working together to develop and implement evidence-based interventions.



Navigating the Core Curriculum: RTI Strategies to Support Every Learner by Toby J. Karten

★★★★★ 5 out of 5

Language : English

File size : 81974 KB

Screen Reader: Supported

Print length : 48 pages



The RTI Framework

The RTI framework consists of three tiers of intervention: Tier 1, Tier 2, and Tier 3. Tier 1 interventions are provided to all students in the classroom and are designed to prevent learning difficulties. Tier 2 interventions are provided to students who are struggling academically or behaviorally and are designed to provide additional support. Tier 3 interventions are provided to students who are experiencing significant difficulties and are designed to provide intensive support.

Effective RTI Interventions

There are a variety of effective RTI interventions that can be implemented at each tier. Some of the most common Tier 1 interventions include:

- Differentiated instruction
- Small group instruction
- Tutoring

- Academic support programs
- Behavioral interventions

Some of the most common Tier 2 interventions include:

- Intensive small group instruction
- Individualized tutoring
- Academic support programs
- Behavioral interventions
- Counseling

Some of the most common Tier 3 interventions include:

- Specialized instruction
- Individualized tutoring
- Academic support programs
- Behavioral interventions
- Counseling
- Mental health services

RTI Assessments

RTI assessments are used to screen students for learning difficulties, identify their specific needs, and monitor their progress. There are a variety of RTI assessments that can be used, including:

- Universal screening assessments
- Progress monitoring assessments
- Diagnostic assessments
- Functional behavioral assessments

Implementing RTI in the Classroom

Implementing RTI in the classroom requires a collaborative effort from educators, parents, and students. The following steps can help you implement RTI in your classroom:

1. Establish a team to coordinate RTI efforts.
2. Develop a plan for screening all students.
3. Identify students who need additional support.
4. Develop and implement interventions for students who need additional support.
5. Monitor student progress and make adjustments to interventions as needed.
6. Communicate with parents about their child's progress.

Benefits of RTI


RTI is a powerful tool that can be used to improve student outcomes.

RTI can help to:

- Identify students who need additional support early on.
- Provide students with the support they need to succeed.

- Improve student academic achievement.
- Reduce the need for special education services.
- Create a more inclusive classroom environment.

RTI is a valuable tool that can be used to support every learner. By implementing RTI in your classroom, you can help to ensure that all students have the opportunity to succeed.



Navigating the Core Curriculum: RTI Strategies to Support Every Learner

by Toby J. Karten


★★★★★ 5 out of 5

Language : English

File size : 81974 KB


Screen Reader : Supported

Print length : 48 pages



Fiddle Primer for Beginners Deluxe Edition: Your Comprehensive Guide to Fiddle Playing

Embark on an extraordinary musical journey with 'Fiddle Primer for Beginners Deluxe Edition,' the ultimate guide to mastering the fiddle. This...



An Enchanting Journey into the Alluring World of Danielle Steel's Country Novels

Danielle Steel is an American novelist best known for her compelling and heartwarming romance novels. With over 170 books to her name, she is one of the world's most...