


# More Than 100 Flower, Leaf, and Foliage Designs Stitched Step by Step in Hand

Embroidery is an ancient art form that has been used for centuries to embellish clothing, home décor, and accessories. With its delicate beauty and intricate details, embroidery can transform ordinary objects into works of art. Flowers, leaves, and foliage are popular embroidery motifs that can add a touch of nature and elegance to any project.



## More Than 100 Flower, Leaf, And Foliage Designs

### Stitched Step By Step In Hand Needlework by Steven Kunes

★★★★★ 5 out of 5

Language	: English
File size	: 63585 KB
Text-to-Speech	: Enabled
Screen Reader	: Supported
Enhanced typesetting	: Enabled
Print length	: 543 pages
Lending	: Enabled
Item Weight	: 1.31 pounds



This comprehensive guide provides step-by-step instructions for stitching over 100 beautiful flower, leaf, and foliage designs by hand. With clear illustrations and detailed explanations, this article empowers you to create exquisite embroidered pieces that will enhance your wardrobe, home décor, and accessories.

## Materials You'll Need

- Fabric (linen, cotton, or silk are good choices)
- Embroidery thread (DMC or Anchor are popular brands)
- Embroidery needles (sizes 5-10 are commonly used)
- Embroidery hoop
- Scissors
- Pencil or fabric marker

## Basic Embroidery Stitches

Before you begin stitching the flower, leaf, and foliage designs, it's important to master a few basic embroidery stitches. These stitches will be used to create the different elements of the designs, such as outlines, veins, and shading.

- **Running stitch:** The running stitch is the most basic embroidery stitch. It is used to create outlines and fill in small areas.
- **Backstitch:** The backstitch is a strong and durable stitch that is used to create outlines and veins.
- **Stem stitch:** The stem stitch is a versatile stitch that can be used to create outlines, stems, and veins.
- **Satin stitch:** The satin stitch is a smooth and shiny stitch that is used to fill in large areas.
- **French knot:** The French knot is a decorative stitch that is used to create small knots.

## Flower Designs

Flowers are one of the most popular embroidery motifs. They can be used to embellish clothing, home décor, and accessories. There are many different types of flowers that you can stitch, such as roses, daisies, lilies, and sunflowers.

To stitch a flower, start by outlining the petals with a running stitch. Then, fill in the petals with a satin stitch. You can use a different color of thread for each petal to create a more realistic look. To add depth and dimension, you can also add some French knots to the center of the flower.

## **Leaf Designs**

Leaves are another popular embroidery motif. They can be used to add a touch of nature to any project. There are many different types of leaves that you can stitch, such as oak leaves, ivy leaves, and fern leaves.

To stitch a leaf, start by outlining the shape of the leaf with a running stitch. Then, fill in the leaf with a satin stitch. You can use a different color of thread for the veins to create a more realistic look. To add depth and dimension, you can also add some French knots to the edges of the leaf.


## **Foliage Designs**

Foliage designs are a great way to add a touch of elegance to any project. They can be used to create borders, embellishments, and even entire pieces of artwork.

There are many different types of foliage designs that you can stitch, such as vines, leaves, and flowers. To stitch a foliage design, start by outlining the shape of the design with a running stitch. Then, fill in the design with a satin stitch. You can use different colors of thread to create a more realistic

look. To add depth and dimension, you can also add some French knots to the edges of the design.

With a little practice, you can master the art of hand embroidery and create beautiful flower, leaf, and foliage designs. These designs can be used to embellish clothing, home décor, and accessories. So get creative and start stitching!



## More Than 100 Flower, Leaf, And Foliage Designs


### Stitched Step By Step In Hand Needlework by Steven Kunes

★★★★★ 5 out of 5

Language	: English
File size	: 63585 KB
Text-to-Speech	: Enabled
Screen Reader	: Supported
Enhanced typesetting	: Enabled
Print length	: 543 pages
Lending	: Enabled
Item Weight	: 1.31 pounds

FREE

DOWNLOAD E-BOOK



## Fiddle Primer for Beginners Deluxe Edition: Your Comprehensive Guide to Fiddle Playing

Embark on an extraordinary musical journey with 'Fiddle Primer for Beginners Deluxe Edition,' the ultimate guide to mastering the fiddle. This...



## **An Enchanting Journey into the Alluring World of Danielle Steel's Country Novels**

Danielle Steel is an American novelist best known for her compelling and heartwarming romance novels. With over 170 books to her name, she is one of the world's most...