


Mastering Hymn Style Piano Playing: A Comprehensive Guide to Techniques and Interpretation

Hymn style piano playing is an essential skill for any pianist who wants to accompany congregational singing in a church or other religious setting. It requires a unique combination of technical proficiency and musical sensitivity, as the pianist must be able to provide a solid rhythmic foundation while also supporting and enhancing the melody and lyrics.

This comprehensive guide will provide you with everything you need to know to master hymn style piano playing, from basic techniques to advanced interpretation. We'll cover topics such as:



Hymn-Style Piano Playing: Learn to Play Four-Part Chorales at the Keyboard by Robert T. Kelley

★★★★★ 5 out of 5

Language : English
File size : 3201 KB
Print length : 322 pages
Lending : Enabled
Screen Reader : Supported
X-Ray for textbooks : Enabled



- Basic piano techniques for hymn playing
- Hymn accompaniment patterns
- Interpreting hymn tunes

- Playing hymns in different keys
- Accompanying hymns with other instruments
- Resources for hymn pianists

Basic Piano Techniques for Hymn Playing

The following are some basic piano techniques that are essential for hymn playing:

- **Finger independence:** Each finger should be able to move independently, so that you can play chords smoothly and evenly.
- **Legato touch:** The notes should be connected smoothly, with no gaps between them. This will create a flowing, lyrical sound.
- **Pedaling:** The pedal can be used to sustain the sound of the notes, which can add warmth and richness to the accompaniment.
- **Balance:** The accompaniment should be balanced with the singing, so that the voices are not drowned out.

Hymn Accompaniment Patterns

There are a variety of accompaniment patterns that can be used for hymns. The most common pattern is the **block chord** pattern, in which each chord is played as a single, solid unit. Other common patterns include:

- **Arpeggio patterns:** In an arpeggio pattern, the notes of the chord are played one at a time, rather than all at once.
- **Alberti bass patterns:** These patterns are characterized by a repeating bass line that moves in eighth notes, with the treble notes

played on the off-beats.

- **Hybrid patterns:** These patterns combine elements of different patterns, such as block chords and arpeggios.

The choice of accompaniment pattern will depend on the style of the hymn, the tempo, and the skill level of the pianist.

Interpreting Hymn Tunes

In addition to mastering the technical aspects of hymn playing, it is also important to have a good understanding of the hymn tunes themselves. Each hymn tune has its own unique character and mood, and the pianist should strive to interpret the tune in a way that is appropriate to its style.

Here are a few tips for interpreting hymn tunes:

- **Consider the text of the hymn.** What is the message of the hymn? How does the music support the text?
- **Listen to recordings of the hymn.** This can help you get a sense of the tempo, rhythm, and style of the tune.
- **Experiment with different accompaniment patterns.** See which pattern best suits the character of the tune.
- **Be creative.** Don't be afraid to add your own personal touch to the accompaniment.

Playing Hymns in Different Keys

Hymns are often sung in a variety of keys, depending on the range of the voices. The pianist must be able to transpose the hymn into different keys

quickly and easily.

Here are a few tips for playing hymns in different keys:

- **Use a transposition chart.** This will help you find the correct notes for each key.
- **Practice transposing hymns in different keys.** The more you practice, the easier it will become.
- **Don't be afraid to ask for help.** If you're struggling to transpose a hymn, ask a more experienced pianist for help.

Accompanying Hymns with Other Instruments

Hymns are often accompanied by other instruments, such as organ, guitar, or bass. The pianist must be able to work with these instruments to create a balanced and cohesive sound.

Here are a few tips for accompanying hymns with other instruments:


- **Communicate with the other musicians.** Discuss the tempo, rhythm, and style of the hymn before you start playing.
- **Listen to the other musicians.** Pay attention to their dynamics and phrasing, and adjust your playing accordingly.
- **Be flexible.** Be willing to change your accompaniment pattern or dynamics if necessary to accommodate the other instruments.

Resources for Hymn Pianists

There are a number of resources available for hymn pianists, including:

- **Hymnal collections:** These collections contain a variety of hymns in different keys.
- **Piano arrangements of hymns:** These arrangements are specifically designed for piano, and often include helpful tips for interpretation.
- **Online resources:** There are a number of websites and YouTube channels that offer resources for hymn pianists, including tutorials, tips, and free downloadable music.
- **Workshops and masterclasses:** These events can provide an opportunity to learn from experienced hymn pianists and improve your skills.

With practice and dedication, you can master hymn style piano playing and become a valuable asset to your church or other religious community.



Hymn-Style Piano Playing: Learn to Play Four-Part Chorales at the Keyboard by Robert T. Kelley


★★★★★ 5 out of 5

Language : English
File size : 3201 KB
Print length : 322 pages
Lending : Enabled
Screen Reader : Supported
X-Ray for textbooks : Enabled

FREE


DOWNLOAD E-BOOK





Fiddle Primer for Beginners Deluxe Edition: Your Comprehensive Guide to Fiddle Playing

Embark on an extraordinary musical journey with 'Fiddle Primer for Beginners Deluxe Edition,' the ultimate guide to mastering the fiddle. This...



An Enchanting Journey into the Alluring World of Danielle Steel's Country Novels

Danielle Steel is an American novelist best known for her compelling and heartwarming romance novels. With over 170 books to her name, she is one of the world's most...