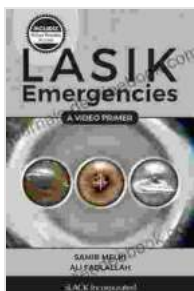


Lasik Emergencies Video Primer: A Comprehensive Guide for Emergency Preparedness

LASIK (laser-assisted in situ keratomileusis) is a widely performed elective surgical procedure that corrects refractive errors such as nearsightedness, farsightedness, and astigmatism. While LASIK is generally safe and effective, there are potential complications that can arise, both during and after surgery. Some of these complications can be emergencies that require prompt attention to prevent serious vision loss.

This video primer provides a comprehensive overview of LASIK emergencies, including their signs, symptoms, and treatment options. It is essential for all LASIK patients to be aware of these potential complications and to have a plan in place for what to do if they occur.



LASIK Emergencies: A Video Primer by Hugh Devlin

★★★★★ 5 out of 5

Language	: English
File size	: 4694 KB
Text-to-Speech	: Enabled
Screen Reader	: Supported
Enhanced typesetting	: Enabled
Print length	: 195 pages
Paperback	: 92 pages
Item Weight	: 3.52 ounces
Dimensions	: 5.06 x 0.21 x 7.81 inches



Types of LASIK Emergencies

There are several types of LASIK emergencies that can occur, each with its own unique set of symptoms and treatment options.

* **Corneal flap complications:** The corneal flap is a thin layer of tissue that is created during LASIK surgery. This flap can become dislocated, wrinkled, or torn, which can lead to vision problems. * **Epithelial ingrowth:** This is a condition in which the epithelial cells that line the surface of the eye grow under the corneal flap. This can cause pain, inflammation, and vision problems. * **Corneal ectasia:** This is a condition in which the cornea becomes weakened and bulges outward. This can lead to vision problems, including double vision and glare. * **Infectious keratitis:** This is a serious infection of the cornea. It can be caused by bacteria, viruses, or fungi. Infectious keratitis can lead to vision loss if not treated promptly. * **Endophthalmitis:** This is a rare but serious infection of the inside of the eye. It can be caused by bacteria, viruses, or fungi. Endophthalmitis can lead to vision loss if not treated promptly.

Signs and Symptoms of LASIK Emergencies

The signs and symptoms of LASIK emergencies can vary depending on the type of complication. However, some common symptoms include:

* **Sudden vision loss or decreased vision*** **Pain*** **Redness*** **Swelling*** **Discharge*** **Light sensitivity*** **Double vision*** **Glare**

What to Do if You Experience a LASIK Emergency

If you experience any of the signs or symptoms of a LASIK emergency, it is important to seek medical attention immediately. Do not drive yourself to the doctor's office or emergency room. Instead, call a friend or family member to take you.

Once you arrive at the doctor's office or emergency room, the doctor will examine your eye and determine the type of complication that you are experiencing. The doctor will then recommend the appropriate treatment option.

Treatment Options for LASIK Emergencies

The treatment options for LASIK emergencies vary depending on the type of complication. Some common treatment options include:

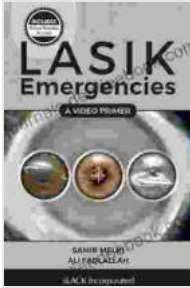
* **Antibiotics:** These medications are used to treat infections. * **Anti-inflammatory medications:** These medications are used to reduce pain and inflammation. * **Surgery:** Surgery may be necessary to repair a corneal flap or to treat other complications.

Preventing LASIK Emergencies

There are several things that you can do to help prevent LASIK emergencies, including:

* **Follow your doctor's instructions carefully** before and after surgery. * **Avoid rubbing or touching your eyes** after surgery. * **Wear protective eyewear** when you are outside. * **Avoid swimming or hot tubs** for at least one week after surgery. * **See your doctor for regular follow-up appointments.**

LASIK emergencies are rare, but they can occur. It is important for all LASIK patients to be aware of these potential complications and to have a plan in place for what to do if they occur. By following your doctor's instructions carefully and taking the necessary precautions, you can help to reduce your risk of experiencing a LASIK emergency.




LASIK Emergencies: A Video Primer by Hugh Devlin

★★★★★ 5 out of 5

Language	: English
File size	: 4694 KB
Text-to-Speech	: Enabled
Screen Reader	: Supported
Enhanced typesetting	: Enabled
Print length	: 195 pages
Paperback	: 92 pages
Item Weight	: 3.52 ounces
Dimensions	: 5.06 x 0.21 x 7.81 inches


FREE

DOWNLOAD E-BOOK



Fiddle Primer for Beginners Deluxe Edition: Your Comprehensive Guide to Fiddle Playing

Embark on an extraordinary musical journey with 'Fiddle Primer for Beginners Deluxe Edition,' the ultimate guide to mastering the fiddle. This...



An Enchanting Journey into the Alluring World of Danielle Steel's Country Novels

Danielle Steel is an American novelist best known for her compelling and heartwarming romance novels. With over 170 books to her name, she is one of the world's most...

