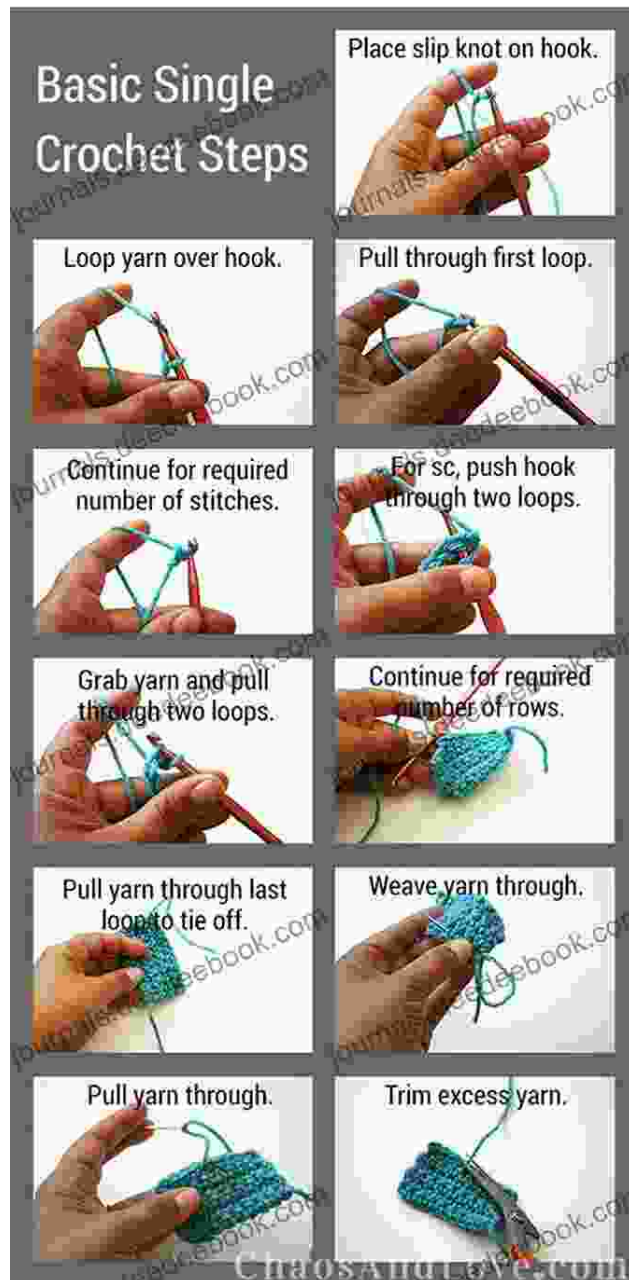



# If You Decided to Learn How to Crochet, Here's Where to Start



Crochet for beginners: If you decided to learn how to crochet and don't know where to start, Here is a simple



## beginner's guide with patterns and tips, and creative challenges for experts. by Maryann Crafts

★★★★☆ 4.2 out of 5

Language : English  
File size : 6365 KB  
Text-to-Speech : Enabled  
Screen Reader : Supported  
Enhanced typesetting : Enabled  
Print length : 204 pages  
Lending : Enabled



Crocheting is a fun and rewarding hobby that can be enjoyed by people of all ages. It's a great way to relax, be creative, and make beautiful and useful items. However, if you've never crocheted before, it can be difficult to know where to start. With so many different stitches and techniques to learn, it can be easy to feel overwhelmed.

That's why in this article, we will provide you with a step-by-step guide to help you learn the basics of crochet. We'll also provide you with some tips and resources to help you get started.

### **Step 1: Gather Your Supplies**

The first step to learning how to crochet is to gather your supplies. You will need:

- Yarn
- Crochet hook
- Scissors

- Yarn needle

You can find all of these supplies at your local craft store. When choosing yarn, it's important to select a yarn that is appropriate for your skill level. If you are a beginner, it's best to start with a worsted weight yarn. This type of yarn is not too thick or too thin, which makes it easy to work with.

When choosing a crochet hook, you will need to select a hook that is the correct size for the yarn you are using. The size of the hook will be indicated on the package of yarn. It's also important to choose a hook that is comfortable to hold.

## **Step 2: Learn the Basic Stitches**

Once you have your supplies, you can start learning the basic crochet stitches. The two most basic stitches are the single crochet stitch and the double crochet stitch.

To learn how to do a single crochet stitch, follow these steps:

1. Make a slip knot and place it on the hook.
2. Yarn over the hook and pull through the slip knot.
3. Yarn over the hook again and pull through both loops on the hook.

To learn how to do a double crochet stitch, follow these steps:

1. Yarn over the hook twice.
2. Insert the hook into the next stitch.
3. Yarn over the hook and pull through the stitch.
4. Yarn over the hook again and pull through the first two loops on the hook.
5. Yarn over the hook again and pull through the remaining two loops on the hook.

### **Step 3: Practice, Practice, Practice**

The best way to learn how to crochet is to practice. Start by practicing the basic stitches until you can do them without looking at the instructions. Once you have mastered the basic stitches, you can start practicing more complex stitches and techniques.

There are many different resources available to help you learn how to crochet. You can find books, magazines, and online tutorials that can teach you different stitches and techniques.

### **Step 4: Find a Project to Work On**

Once you have practiced the basic stitches, you can start working on a project. There are many different crochet projects that you can make, from simple scarves and hats to more complex blankets and garments.

When choosing a project, it's important to select a project that is appropriate for your skill level. If you are a beginner, it's best to start with a simple project. Once you have completed a few simple projects, you can start working on more complex projects.

### **Tips for Beginners**

Here are a few tips for beginners:

- Don't be afraid to make mistakes. Everyone makes mistakes when they are first learning how to crochet. The important thing is to learn from your mistakes and keep practicing.
- Find a crochet buddy. Learning how to crochet with a friend can be more fun and motivating. You can also help each other learn new

stitches and techniques.

- Don't give up. Learning how to crochet takes time and practice. Don't get discouraged if you don't get it right away. Just keep practicing and you will eventually get the hang of it.

Crocheting is a fun and rewarding hobby that can be enjoyed by people of all ages. It's a great way to relax, be creative, and make beautiful and useful items. If you've always wanted to learn how to crochet, now is the perfect time to start. With a little practice, you'll be crocheting like a pro in no time.



**Crochet for beginners: If you decided to learn how to crochet and don't know where to start, Here is a simple beginner's guide with patterns and tips, and creative challenges for experts.** by Maryann Crafts


★★★★☆ 4.2 out of 5

Language : English  
File size : 6365 KB  
Text-to-Speech : Enabled  
Screen Reader : Supported  
Enhanced typesetting : Enabled  
Print length : 204 pages  
Lending : Enabled

FREE


DOWNLOAD E-BOOK





## **Fiddle Primer for Beginners Deluxe Edition: Your Comprehensive Guide to Fiddle Playing**

Embark on an extraordinary musical journey with 'Fiddle Primer for Beginners Deluxe Edition,' the ultimate guide to mastering the fiddle. This...



## **An Enchanting Journey into the Alluring World of Danielle Steel's Country Novels**

Danielle Steel is an American novelist best known for her compelling and heartwarming romance novels. With over 170 books to her name, she is one of the world's most...