


# Auditioning for Directors: A Comprehensive Guide by Ed Malave



## Auditioning For Directors by Ed. Malave

★★★★★ 5 out of 5

Language	: English
File size	: 441 KB
Text-to-Speech	: Enabled
Screen Reader	: Supported
Enhanced typesetting	: Enabled
Word Wise	: Enabled
Print length	: 60 pages
Lending	: Enabled



Auditioning for directors can be a daunting task, but it is also an essential step in the acting process. By following these tips, you can increase your chances of success.

## 1. Prepare for the Audition

The first step in auditioning for directors is to prepare for the audition. This means doing your research on the director, the project, and the role. You should also practice your audition piece thoroughly. The more prepared you are, the more confident you will be during the audition.

### Research the Director

Before you audition for a director, it is important to do your research. This will help you understand the director's style and what they are looking for in

an actor. You can research the director by reading their biography, watching their films, and reading interviews with them.

### **Research the Project**

It is also important to research the project that you are auditioning for. This will help you understand the tone of the project and what type of actor the director is looking for. You can research the project by reading the script, watching the trailer, and reading interviews with the director and cast.

### **Research the Role**

Finally, you should research the role that you are auditioning for. This will help you understand the character's personality, motivations, and relationships. You can research the role by reading the script, watching the film, and reading interviews with the director and cast.

### **Practice Your Audition Piece**

Once you have done your research, it is important to practice your audition piece thoroughly. The more prepared you are, the more confident you will be during the audition. You should practice your audition piece in front of a mirror, with a friend or family member, or with an acting coach.

## **2. The Audition**

On the day of the audition, it is important to arrive early and be prepared. You should bring your headshot, resume, and any other materials that the director has requested. You should also be dressed professionally and be prepared to answer questions about yourself and your experience.

### **The Waiting Room**

When you arrive at the audition, you will likely be asked to wait in a waiting room. This is a good time to relax and focus on your audition. You can also use this time to go over your audition piece one last time.

## **The Audition Room**

When it is your turn to audition, you will be asked to enter the audition room. The audition room will likely be small and contain a camera and a few chairs. The director will likely be sitting behind a desk.

## **The Audition**

The audition will typically begin with the director asking you to introduce yourself. You should briefly state your name, your experience, and why you are interested in the role. The director will then ask you to perform your audition piece. You should perform your audition piece with confidence and energy. The director will likely ask you some questions about your performance after you have finished.

## **The Callback**

If the director is interested in you, you may be asked to come back for a callback. The callback is an opportunity for the director to see you again and ask you more questions about yourself and your experience. The callback is also an opportunity for you to show the director that you are serious about the role.

## **3. After the Audition**

After the audition, it is important to follow up with the director. You should send the director a thank-you note and let them know that you are

interested in the role. You should also keep in touch with the director and let them know if you have any other questions or concerns.

## The Waiting Game

After the audition, the waiting game begins. The director may take several weeks to make a decision. It is important to be patient during this time and not give up. If you don't get the role, don't be discouraged. There are always other auditions out there.

Auditioning for directors can be a challenging but rewarding experience. By following these tips, you can increase your chances of success. Remember to prepare for the audition, be confident, and follow up after the audition. With hard work and dedication, you can achieve your dream of becoming an actor.




### Auditioning For Directors by Ed. Malave

★★★★★ 5 out of 5


Language : English  
File size : 441 KB  
Text-to-Speech : Enabled  
Screen Reader : Supported  
Enhanced typesetting : Enabled  
Word Wise : Enabled  
Print length : 60 pages  
Lending : Enabled





## **Fiddle Primer for Beginners Deluxe Edition: Your Comprehensive Guide to Fiddle Playing**

Embark on an extraordinary musical journey with 'Fiddle Primer for Beginners Deluxe Edition,' the ultimate guide to mastering the fiddle. This...



## **An Enchanting Journey into the Alluring World of Danielle Steel's Country Novels**

Danielle Steel is an American novelist best known for her compelling and heartwarming romance novels. With over 170 books to her name, she is one of the world's most...