


# Auditioning For The Theatre: Advice From A Self Producing Playwright

---

The world of theatre is a vibrant and captivating realm where imagination and expression intertwine. For aspiring actors, the audition process serves as a crucial gateway into this captivating realm. With its inherent challenges and exhilarating opportunities, auditioning for the theatre requires a multifaceted approach encompassing meticulous preparation, unwavering determination, and a profound understanding of the craft.

## Step 1: Research and Preparation

1. **Thorough Script Analysis:** Begin by meticulously studying the audition material. Delve deeply into the play's context, characters, and themes. Analyze the script's structure, dialogue, and any specific requirements outlined in the audition notice.



## Auditioning For The Theatre: Advice From a Self-Producing Playwright by KS Stevens

★★★★☆ 4.8 out of 5

Language : English  
File size : 166 KB  
Text-to-Speech : Enabled  
Enhanced typesetting : Enabled  
Word Wise : Enabled  
Print length : 100 pages  
Screen Reader : Supported

FREE

DOWNLOAD E-BOOK



2. **Character Development:** Based on your script analysis, create a well-rounded characterization. Explore the character's motivations, desires, relationships, and unique personality traits. Consider their physicality, voice, and mannerisms.
3. **Memorization:** Mastery of your lines is essential. Allow ample time to memorize your audition piece and practice delivering it with accuracy and fluency.

## Step 2: Rehearsal and Refinement

1. **Monotone Practice:** Begin practicing your audition piece in a monotone to focus on clarity and vocal projection. Gradually incorporate vocal variations and expression as you progress.
2. **Movement and Physicality:** Rehearse your audition in front of a mirror or with a trusted observer to assess your physical presence. Consider your movements, gestures, and how they enhance your character portrayal.
3. **Seek Feedback:** If possible, seek constructive criticism from a theatre professional, such as a director, acting coach, or experienced actor. Their insights can help refine your performance and strengthen your audition technique.

## Step 3: The Audition

1. **Professional Attire:** First impressions matter. Dress professionally and appropriately for the theatre setting.
2. **Warm-Up and Preparation:** Allow ample time before the audition to warm up your voice and body. Practice your audition piece and stay focused on your performance.
3. **Introduction:** Introduce yourself clearly and confidently. State your name, the role you're auditioning for, and any relevant experience.
4. **Audition Piece:** Deliver your audition piece with conviction and authenticity. Remember to embody the character fully and connect with the material on a profound level.
5. **Questions and Improvisation:** Be prepared for questions from the casting team. Additionally, you may be asked to improvise or demonstrate specific skills.

#### **Step 4: Post-Audition Etiquette**

1. **Follow-Up:** After the audition, send a brief thank-you note to the casting team expressing your appreciation and enthusiasm.
2. **Feedback and Reflection:** If you don't receive an offer, request feedback to identify areas for improvement. Constructive criticism can be invaluable for your growth as an actor.
3. **Perseverance and Determination:** Auditioning for the theatre is an ongoing process. Embrace the challenges and remain persistent in


your pursuit of your dreams.

## **Additional Tips**

1. **Emotional Preparation:** Embrace vulnerability and allow yourself to connect with the emotions of the character you're portraying.
2. **Technical Proficiency:** Hone your vocal projection, stage presence, and movement skills through consistent training and practice.
3. **Networking and Outreach:** Attend workshops, connect with theatre professionals, and seek opportunities to perform in local productions to build your network and gain invaluable experience.
4. **Seek Inspiration:** Draw inspiration from great performances, attend plays, and study the craft of renowned actors to cultivate your artistic sensibilities.

---


Auditioning for the theatre is a transformative journey that challenges and empowers aspiring actors. By following these comprehensive steps and embracing the guiding principles of meticulous preparation, unwavering determination, and a profound understanding of the craft, you can unlock your full potential and confidently embark on the thrilling journey towards your theatrical destiny. Remember, the stage awaits those who dare to embrace it with passion, dedication, and a relentless pursuit of excellence.



## Auditioning For The Theatre: Advice From a Self-Producing Playwright by KS Stevens


★★★★☆ 4.8 out of 5

Language : English  
File size : 166 KB  
Text-to-Speech : Enabled  
Enhanced typesetting : Enabled  
Word Wise : Enabled  
Print length : 100 pages  
Screen Reader : Supported



## Fiddle Primer for Beginners Deluxe Edition: Your Comprehensive Guide to Fiddle Playing

Embark on an extraordinary musical journey with 'Fiddle Primer for Beginners Deluxe Edition,' the ultimate guide to mastering the fiddle. This...



## An Enchanting Journey into the Alluring World of Danielle Steel's Country Novels

Danielle Steel is an American novelist best known for her compelling and heartwarming romance novels. With over 170 books to her name, she is one of the world's most...